

Name: \_\_\_\_\_ Grade: \_\_\_\_\_ Music Teacher: \_\_\_\_\_

## Sight Singing


You can practice your sight-singing using note names, scale degrees, or *solfeggio* ("do, re, mi" syllables). Try all three!

### Part One: Write the 3 different ways to sing each note in a scale

This scale is in the key of: \_\_\_\_\_

The starting note will be: \_\_\_\_\_

(Hint: The answer to each of these 2 questions is the same!)







Note names: \_\_\_\_\_

Scale degrees: \_\_\_\_\_

Solfeggio: \_\_\_\_\_

### Part Two: Notate phrases to sing.

Notate the notes indicated below each measure.



Now, sing the patterns using the numbers (1, 2, 3...) or the solfège syllables (do, re, mi...).

### Part Three: Get fancy!

Using the notes in your scale at the top of the page, sing the following phrases:

Do-mi, re-fa, mi-so      do-mi-so-do      do-so-do      re-fa-la      mi-fa-so  
mi-so-ti      re-fa-la-do      mi-fa-re-do